

## SF Property Selection Fund

Share Class A - NAV CHF 149.22

### Description

**The fund invests in listed and non-listed real estate funds, and on a situational basis, in real estate companies.**

The product is oriented towards the performance of a fund-only index and allows for tactical diversification through investing in real estate companies. The inclusion of non-listed investments ensures access to the entire fund universe and makes it possible to invest early on in new funds' value chains.

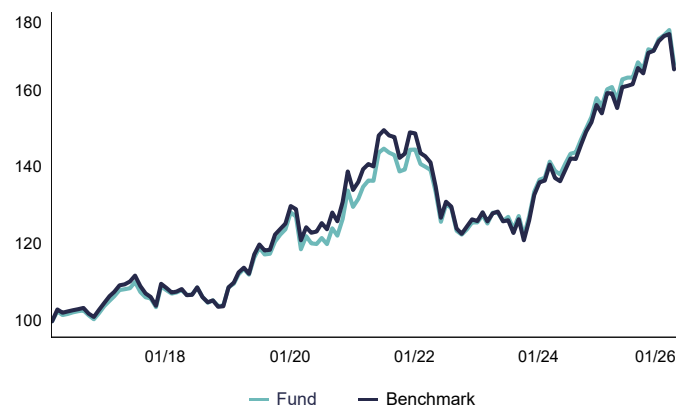
### Fund Data

Name	SF Property Selection Fund
Asset Manager	Swiss Finance & Property Group
Auditors	PricewaterhouseCoopers AG
Depository bank	UBS Switzerland AG
Reference currency	CHF
Benchmark	100% SXI Real Estate Funds Broad
Launch of share class	03.12.2012
Launch of fund	03.12.2012
ISIN / Valor number	CH0198527555 / 19852755
Distribution	Annually in March
Liquidity	Daily
Initial minimum subscription	1 share
Subscription and Redemption Fee	0.15% on behalf of the fund
Management Fee <sup>1</sup>	0.60% p.a.
Total Expense Ratio (TER) <sup>2</sup>	0.65%
Total assets	CHF 657.1 mn

<sup>1</sup> Investments in SFP products are not included in the management fee calculation.

<sup>2</sup> As at 31.12.2025, TER (fund of fund) denotes the sum of all costs and commissions charged to the fund assets on the fund of funds level.

### Performance: (reset to base 100, net)



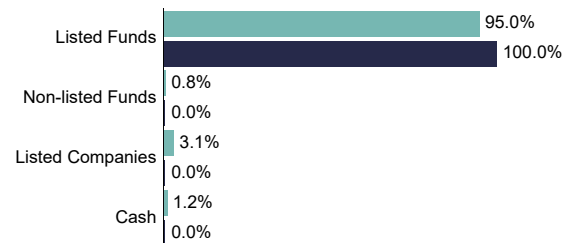
### Cumulative performance (Net)

	YTD	1 M	3 M	1 Year	3 Years	5 Years	10 Years
Fund	-3.77%	-5.07%	-3.77%	3.68%	33.02%	23.61%	66.81%
Benchmark	-4.25%	-5.26%	-4.25%	3.93%	31.37%	18.60%	65.48%

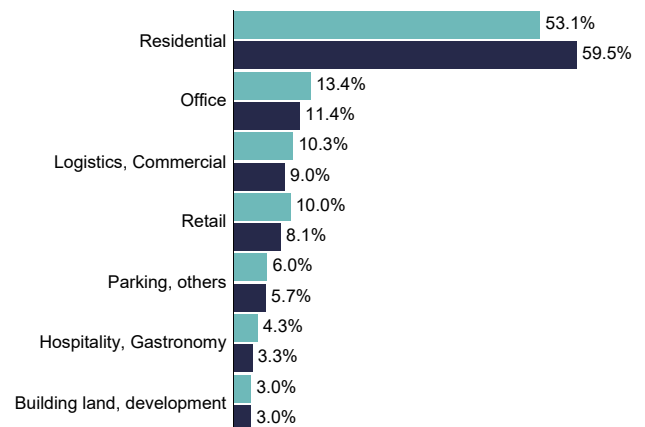
### Statistical analysis

	Fund	Benchmark
60 months rolling		
Performance p.a.	4.33%	3.47%
Volatility	8.40%	8.94%
Sharpe Ratio p.a.	0.49	0.37
Tracking Error p.a.	1.19%	-
Information Ratio	0.73	-
Risk-free rate	0.20%	0.20%

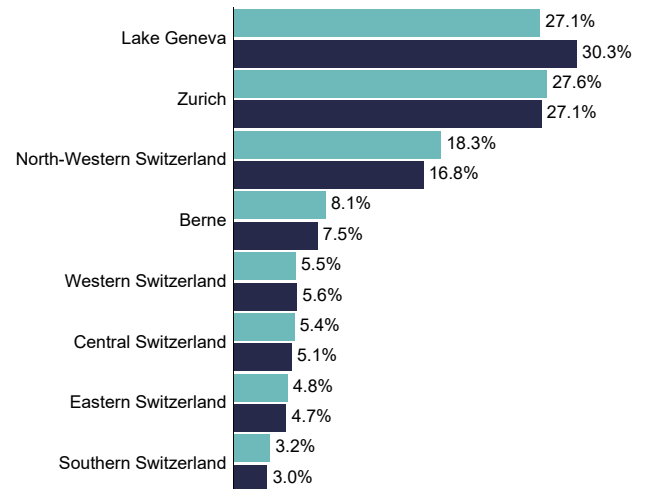
### Investment type



### Sectors



### Regions



## SF Property Selection Fund

### ESG-Report

The fund supports the achievement of the Swiss Federal Council's 2050 climate targets and pursues the listed sustainability approaches. The investment objective and the sustainability policy of the SF Property Selection Fund are defined in the prospectus with integrated fund contract. Further explanations on sustainability can be found at [www.sfp.ch/en/products/sf-property-selection-fund](http://www.sfp.ch/en/products/sf-property-selection-fund). The fund qualifies itself as Article 8 SFDR in the pre-contractual information.

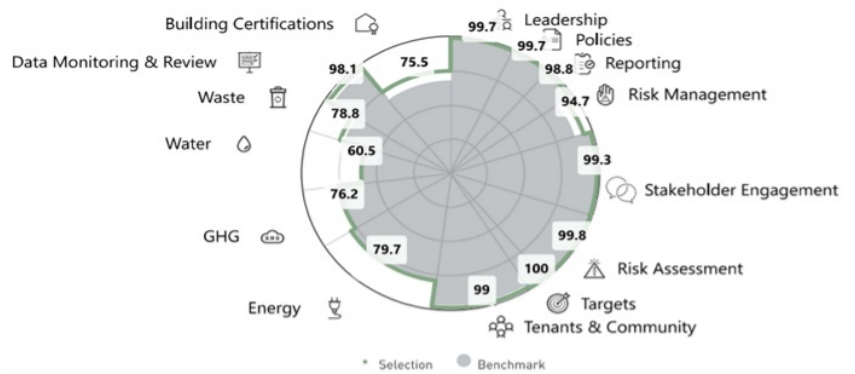
### Key environmental figures<sup>1</sup>

Measured variable	Unit	Fund
Energy intensity in operation	kWh/m <sup>2</sup> /year	99.9
Proportion of renewable energy	% renewable of energy consumption	34.3
GHG intensity in operation	kgCO <sub>2</sub> /m <sup>2</sup> /year	13.3

### GRESB-Rating<sup>2</sup>



### GRESB Portfolio Summary<sup>3</sup>



GRESB Standing Investment	4 of 5
GRESB Score Standing Investment	89 of 100
GRESB Average (Global participants) <sup>2</sup>	81 of 100
GRESB Peer Average (Swiss participants) <sup>2</sup>	87 of 100

### GRESB ESG Breakdown<sup>1</sup>



### Sustainability Approaches



Exclusions



Stewardship (Voting and Engagement)



ESG Integration



Climate-alignment

Source: GRESB

All intellectual property rights to this data belong exclusively to GRESB B.V. All rights reserved. GRESB B.V. has no liability to any person (including a natural person, corporate or unincorporated body) for any losses, damages, costs, expenses or other liabilities suffered as a result of any use of or reliance on any of the information which may be attributed to it.

<sup>1</sup> The key figures are based on publicly available information from third-party providers on the reporting date. Not all third-party providers publish information, which is why the degree of coverage is not necessarily 100%. The calculation methods are harmonised. This leads to retrospective corrections, which we apply in each case.

<sup>2</sup> The GRESB ESG Breakdown and the GRESB Rating are based on the GRESB reports for the calendar year 2024 and are calculated using the current portfolio allocation.

<sup>3</sup> The GRESB Portfolio Summary, the GRESB Average and the GRESB Peer Average are based on the allocation as at 31.10.2025 and the GRESB reports for the calendar year 2024.

The degree of coverage measured in terms of assets under management is approx. 83.20%.



Swiss Finance & Property Group

31.03.2026

## SF Property Selection Fund

---

---

### Head Client Relationship Management & Marketing

Dr. Patrick Sege | Seefeldstrasse 275 | 8008 Zürich | [sege@sfp.ch](mailto:sege@sfp.ch) | P +41 43 344 74 78 | [www.sfp.ch](http://www.sfp.ch)

---

#### Disclaimer

This document is intended for use solely by the person to whom it is conveyed on a confidential basis. By accepting and retaining this material and the information therein, which is intended for marketing purposes, the recipients confirm and agree to uphold the confidentiality of this document. The recipient is not authorised to transmit this document to third parties. This material may not be duplicated or copied, in whole or in part, for any purpose without the written prior consent of Swiss Finance & Property Funds Ltd and Swiss Finance & Property Ltd. This document constitutes neither an offer nor a recommendation to buy or sell securities or financial instruments and should not be interpreted as investment advice or any other type of decision-making tool or suggestion with regard to legal, tax-related or other matters. Neither the present document nor copies thereof may be sent, taken or distributed to the United States of America, or given to US persons (within the meaning of Regulation S of the US Securities Act of 1933 in its current valid version). Past performance is neither a guarantee nor an indicator of current or future performance or returns. The performance does not take into account any commissions and costs for issue or redemption of fund units. The prospectus, the Key Information Document (KID) as well as the annual and semi-annual reports can be obtained free of charge from Swiss Finance & Property Funds Ltd.